

DIX TIG GO 2506.M AC/DC



POWERFUL & COMPACT

Latest inverter technology

SWITCH function for continuous change between two preselected values

High frequency ignition

Security protection VRD „Voltage reduction device“

TIG PULSE
0,5 - 2.000 Hz



WELDING CURRENT RANGE
5 - 300 A

CONNECTION VOLTAGE
400 V +/- 20%

WEIGHT
19 kg

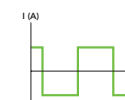


SYNERGIC SELECTION OF PULSE PARAMETER VALUES

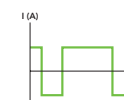
4 CURRENT WAVEFORMS SELECTABLE IN AC

210 A, 100%

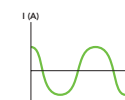
300 A, 35%



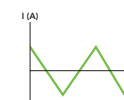
SQUARE CURVE



MIXED CURVE



SINE CURVE



TRIANGULAR CURVE

DIX ARC COOL SPOT



Spot welding
with low
heat transfer

DETAILS THAT MAKE THE DIFFERENCE

The design of the DIX.M manual power sources has been meticulously thought-out in order to fit perfectly into everyday processes and to provide the welder with the best possible support in his work.

These include, among other things, the robust and high-quality workmanship of the metal housing, which has no interfering contours, the stable and tinted display cover hoods or the easy accessibility of all control elements.

All DINSE power sources are equipped with the original DINSE sockets to guarantee a perfect power transfer.

EASY TO USE

The clearly structured control panels of the DINSE manual power sources DIX.M enable intuitive operation of the devices. All relevant welding parameters are set in an instant.

Thanks to the innovative welding software, even a less experienced welder can quickly and easily produce high-quality welds.

ACCESSORIES



QUALITY AND PERFORMANCE -
WITHOUT COMPROMISE

Our DINSE manual welding torches for MIG/MAG and TIG complete your power source to a top class welding system. All information as well as suitable spare and wear parts can be found in our product catalogue.

Your DINSE expert will be pleased to advise you on the required additional equipment for your individual application.

- ① CM 592.M cooling unit
- ② T 1 trolley
- ③ RC 1 foot remote control
- ④ RC 2 manual remote control

TECHNICAL DATA

		TIG
Connection voltage <small>3-ph 50/60 Hz</small>	V <small>+/-20%</small>	400
Input power @ I ₂ MAX	kVA	9,6
Delayed fuse (I _{eff})	A	10
Power factor / cos φ		0,95/0,99
Efficiency degree		0,76
Open circuit voltage	V	100
Current range	A	5 - 300
Duty Cycle (40°C)	A <small>100%</small>	210
	A <small>60%</small>	250
	A <small>35%</small>	300
Weight		19 kg
Standards		EN 60974-1 · EN 60974-3 · EN 60974-10 S
Protection class	IP	23 S
Insulation class		F
Dimensions		495 mm x 185 mm x 390 mm



DINSE is your dependable partner for the entire welding process. Contact us and schedule an appointment for consultation today. Together with you we will find the best solution for your application.

+49-(0)40-65875-0

info@dinse.eu

DINSE G.m.b.H. · Niewisch 9 · 22848 Norderstedt · www.dinse.eu

Your DINSE Partner: